




 Cite this: *RSC Adv.*, 2020, 10, 19600

A novel substrate directed multicomponent reaction for the syntheses of tetrahydro-spiro [pyrazolo[4,3-*f*]quinoline]-8,5'-pyrimidines and tetrahydro-pyrazolo[4,3-*f*]pyrimido[4,5-*b*]quinolines *via* selective multiple C–C bond formation under metal-free conditions†

 Divyang M. Patel,^a Hetal J. Patel,^a José M. Padrón ^b and Hitendra M. Patel ^{*a}

A versatile and substrate oriented multicomponent reaction for the syntheses of novel highly diastereoselective tetrahydro-1'*H*-spiro[pyrazolo[4,3-*f*]quinoline-8,5'-pyrimidine]-2',4',6'(3'*H*)-triones (d.r. up to 20 : 1 (*syn* : *anti*)) and tetrahydro-8*H*-pyrazolo[4,3-*f*]pyrimido[4,5-*b*]quinoline-8,10(9*H*)-diones *via* formation of selective multiple C–C bonds under identical reaction conditions (*viz.* ethanol as a reaction medium and deep eutectic mixture as a catalyst) is demonstrated. Both approaches involve mild reaction conditions, use of non-hazardous solvents, and facilitate good to excellent reaction yields of the target compounds.

Received 2nd April 2020

Accepted 8th May 2020

DOI: 10.1039/d0ra02990d

rsc.li/rsc-advances

Introduction

In the present scenario, the exploration of novel nitrogen-containing spiro compounds is a demanding and challenging task in synthetic organic chemistry. Among the numerous methods available in the literature for the synthesis of nitrogen-bearing derivatives, multicomponent reactions (MCRs) are the most advantageous as they offer high atom economy, and provide access to highly complex molecules through multiple bond formation efficiencies.^{1–10} Generally, these techniques avoid the purification and isolation of the intermediates, which minimizes solvent waste and enhances the eco-compatibility of the protocol. Spiro compounds are well-known due to their inherent three-dimensional structure in which the fusion point of the bicyclic system shares a single atom. Moreover, these are an interesting family of nitrogen-containing heterocycles due to their distinct pharmacological applications like anti-cancer,^{11,12}

anti-HIV,¹³ antifungal,^{14,15} antibacterial,¹⁶ antidiabetic,¹⁷ and cytotoxic properties.¹⁸

A literature survey reveals pioneering work for the synthesis of isatin based pyrazole-fused spiro compounds.^{19–21} On the other hand the present work focuses on the synthesis of pyrazole-fused spiro compounds excluding isatin as a basic constituent (Scheme 1). The double bond functionalization at carbon-5 of barbituric acid facilitates the formation of spiro compounds like rigid architectures. Some of them are useful in the development of nucleotide mimics, an inhibitor of matrix metalloproteinases (MMP),²² and as anticancer agents²³ (Fig. 1).

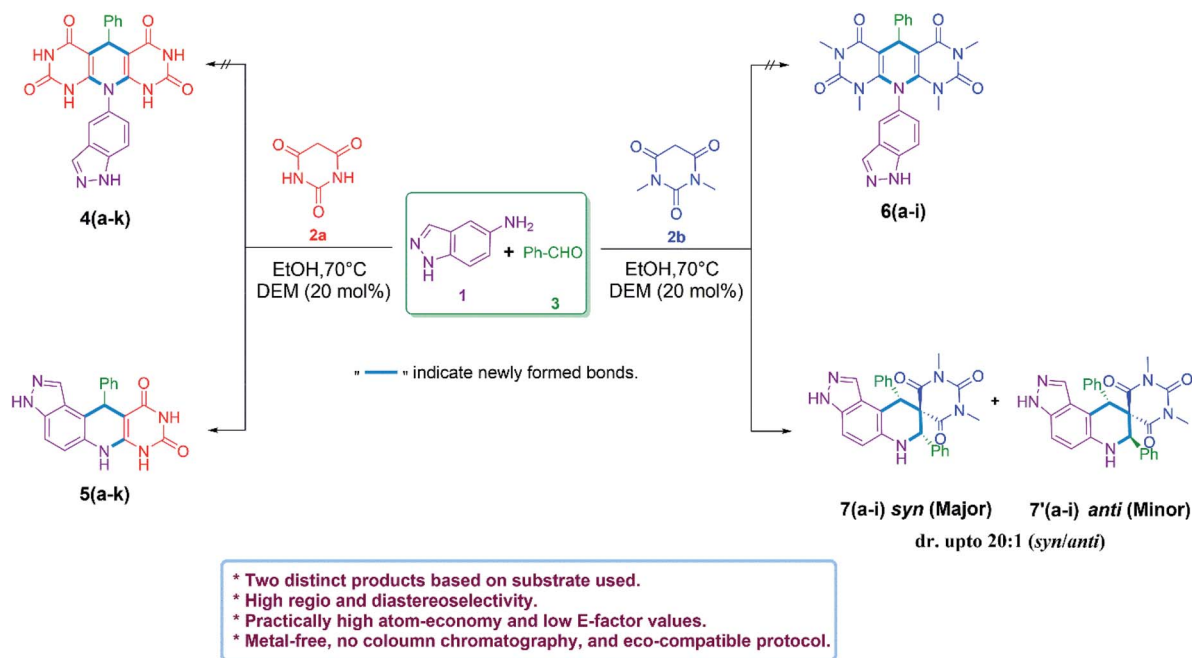
The ease of operational procedure and better reaction efficiency make the MCRs more effective over conventional multi-step synthesis thus, in present days more attention has been made on the design of new MCRs for the construction of diverse heterocyclic scaffolds.^{24–30} In earlier decades much attention was paid to ionic liquids (ILs) as green solvent and catalyst system. However, ILs based on imidazolium cations and fluorinated anions have cons like non-biodegradability, toxicity, less cost-effectiveness, and poor eco-compatibility.^{31,32} The inclusion of natural deep eutectic mixtures (NADEMs) in organic synthesis has made a great contribution in green and sustainable developments.^{33–36} Significantly, NADEMs are advantageous due to their cost-effectiveness, less toxicity, biodegradability, and large scope of production by choosing appropriate hydrogen bond donor and acceptor systems.³⁷ In continuation of our research interest for the development of novel nitrogen-containing heterocyclic scaffolds^{38–42} here, we wish to report a substrate directed novel MCR of 5-

^aDepartment of Chemistry, Sardar Patel University, Vallabh Vidyanagar, 388120, Gujarat, India. E-mail: hm_patel@spuvvn.edu

^bBioLab, Instituto Universitario de Bio-Organica Antonio González, CIBICAN, Universidad de La Laguna, Avda. Astrofísico Francisco Sánchez 2, 38206 La Laguna, Spain

† Electronic supplementary information (ESI) available: This include all spectroscopic and analytical data, X-ray single-crystal reports, copy of ¹H-NMR and ¹³C-NMR of all representative entries, LC-MS, HPLC reports, and green chemistry metrics calculation for representative entry. CCDC 1990292, 1978229 and 1968978. For ESI and crystallographic data in CIF or other electronic format see DOI: 10.1039/d0ra02990d





Scheme 1 A substrate oriented multicomponent reaction for the syntheses of tetrahydro-spiro[pyrazolo[4,3-*f*]quinoline]-8,5'-pyrimidines and tetrahydro-pyrazolo[4,3-*f*]pyrimido[4,5-*b*]quinolines.

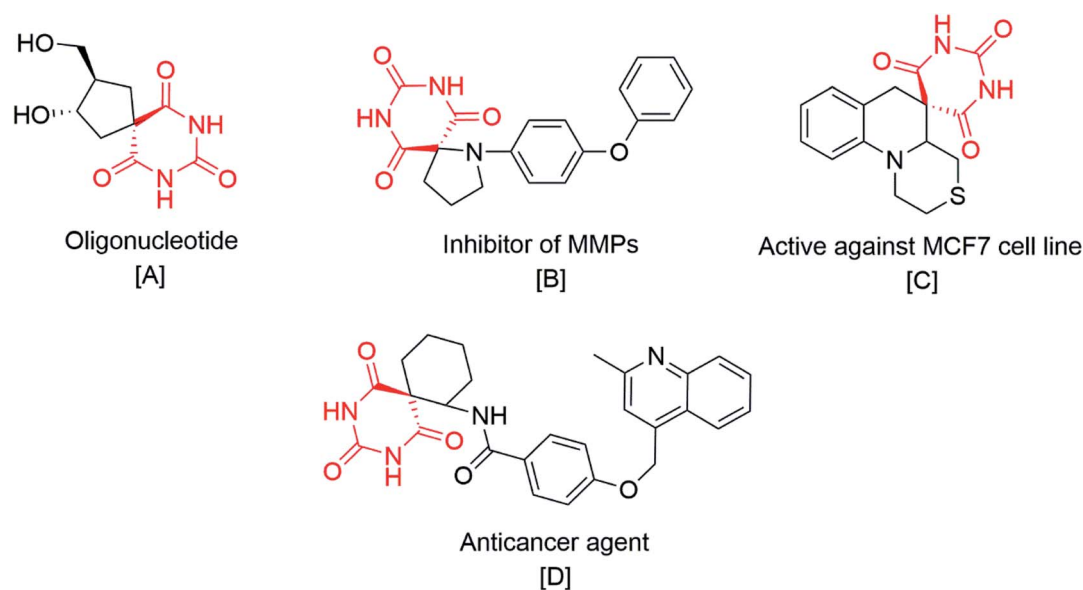


Fig. 1 Barbituric acid based bioactive spiro compounds.

aminoindazole (1), barbituric acids (2a or 2b), and aldehyde 3(a-k) or 3(a-i) using betaine-based DEMs in ethanol. Significantly, the MCR of 5-aminoindazole (1), barbituric acid (2a) and aldehyde 3(a-k) selectively produce 11-aryl-3,6,7,11-tetrahydro-8*H*-pyrazolo[4,3-*f*]pyrimido[4,5-*b*]quinoline-8,10(9*H*)-dione derivatives 5(a-k) instead of 5-aryl-5,10-dihydropyrido[2,3-*d*:6,5-*d'*]dipyrimidine-2,4,6,8(1*H*,3*H*,7*H*,9*H*)-tetraone type derivatives 4(a-k).⁴³ Another interesting finding is the synthesis of high diastereoselective and novel tetrahydro-1'*H*-spiro[pyrazolo[4,3-*f*]quinoline-8,5'-pyrimidine]-2',4',6'(3'*H*)-triones 7(a-i) (d.r. up to

20 : 1 (*syn* : *anti*)) when the same reaction performed by replacing barbituric acid with *N,N*-dimethyl barbituric acid (Scheme 1).

Results and discussion

Our preliminary investigation was started with the multicomponent reaction of 5-aminoindazole (1), barbituric acid (2a), and benzaldehyde (3a) in equimolar proportion under different catalytic conditions. We made first attempt to carry out title



Table 1 Optimization of the reaction conditions

Entry	Catalyst	Solvent	Relative molar ratio of 1 , 2a/2b , and 3a		Temp. (°C)	Time (min) for 5a/7a	Yield of 5a^a (%)	Yield of 7a^b (%)	<i>E</i> -Factor	
			(1 : 2a : 3a)	(1 : 2b : 3a)					(without catalyst)	(including catalyst)
1	—	Water	(1 : 1 : 1)	(1 : 1 : 2)	26–28	120	NR	NR	—	—
2	—	EtOH	(1 : 1 : 1)	(1 : 1 : 2)	26–28	120	NR	NR	—	—
3	—	EtOH	(1 : 1 : 1)	(1 : 1 : 2)	70	180	58	60	0.46	0.42
4	L-Proline (20 mol%)	EtOH	(1 : 1 : 1)	(1 : 1 : 2)	Reflux	150	62	70	0.74	0.56
5	Acetic acid (20 mol%)	EtOH	(1 : 1 : 1)	(1 : 1 : 2)	70	100	60	65	0.93	0.67
6	Formic acid (20 mol%)	EtOH	(1 : 1 : 1)	(1 : 1 : 2)	70	100	56	63	1.03	0.73
7	Et ₃ N (20 mol%)	EtOH	(1 : 1 : 1)	(1 : 1 : 2)	Reflux	150	59	60	0.93	0.86
8	<i>p</i> -TSA (20 mol%)	EtOH	(1 : 1 : 1)	(1 : 1 : 2)	70	100	63	67	0.83	0.61
9	Betaine-oxalic acid (B₁) (20 mol%)	EtOH	(1 : 1 : 1)	(1 : 1 : 2)	70	90	80	86	0.41	0.25
10	Betaine-succinic acid (B₂) (20 mol%)	EtOH	(1 : 1 : 1)	(1 : 1 : 2)	70	90	75	77	0.52	0.43
11	Betaine-citric acid (B₃) (20 mol%)	EtOH	(1 : 1 : 1)	(1 : 1 : 2)	70	90	64	68	0.74	0.61
12	Betaine-tartaric acid (B₄) (20 mol%)	EtOH	(1 : 1 : 1)	(1 : 1 : 2)	70	90	60	66	0.93	0.67

^a Reaction conditions: 1 mmol of **1**, 1 mmol of **2a**, 1 mmol of **3a** and respective amount of catalyst. ^b Reaction conditions: 1 mmol of **1**, 1 mmol of **2b**, 2 mmol of **3a** and respective amount of catalyst.

MCR using water as a solvent, unfortunately in this experiment sticky reaction mass formation is observed. To overcome this, we replace water by ethanol as solvent and performed several reaction optimizations experiments, found the ideal reaction temperature and catalyst for the successful transformation. The product isolation and characterizations showed the formation of tetrahydro-8*H*-pyrazolo[4,3-*f*]pyrimido[4,5-*b*]quinoline (**5a**) instead of expected 10-(1*H*-indazol-5-yl)-5-aryl-5,10-dihydropyrimido[2,3-*d*:6,5-*d'*]dipyrimidine-2,4,6,8(1*H*,3*H*,7*H*,9*H*)-tetraone (**4a**). The basic skeleton was further confirmed by X-ray single-crystal analysis of compound (**5g**) (see Table 2). To explore the substrate scope, we performed multicomponent reaction of 5-aminoindazole (**1**), *N,N*-dimethyl barbituric acid (**2b**), and benzaldehyde (**3a**). This time isolated product was tetrahydro-2'*H*-spiro[pyrazolo[4,3-*f*]quinoline-8,5'-pyrimidine]-2',4',6'(3'*H*)-triones (**7a**) instead of 7,9-dimethyl-11-phenyl-3,6,7,11-tetrahydro-8*H*-pyrazolo[4,3-*f*]pyrimido[4,5-*b*]quinoline-8,10(9*H*)-dione (**5a**). The same was braced by X-ray single-crystal analysis of representative compounds (**7b** and **7h**) (see Table 3). As our investigation commenced with sustainable development, we performed the title multicomponent reaction under catalyst-free reaction condition. This require prolong heating for the successful reaction transformation and comparative reaction yields for compounds **5a** and **7a** observed. To make the rapid reaction transformation, we further tested our model reaction using L-proline (Table 1, entry-4), acetic acid (Table 1, entry-5), formic acid (Table 1, entry-6), *p*-TSA (Table 1, entry-8), and newly developed betaine based DEMs (Table 1, entries: 9–12) as catalysts. We also check the feasibility of the model reaction under basic condition (Table 1, entry-7). The obtained results are summarized in Table 1. Reaction optimization studies revealed that title multicomponent reaction proceeds efficiently using acid based deep eutectic mixture to produce 11-phenyl-3,6,7,11-tetrahydro-8*H*-pyrazolo[4,3-*f*]pyrimido[4,5-*b*]quinoline-8,10(9*H*)-dione **5a** and 7,9-diphenyl-6,7,9,9*a*-tetrahydro-2'*H*-spiro[pyrazolo[4,3-*f*]quinoline-8,5'-pyrimidine]-2',4',6'(1'*H*,3'*H*)-trione **7a** (see Table 1).

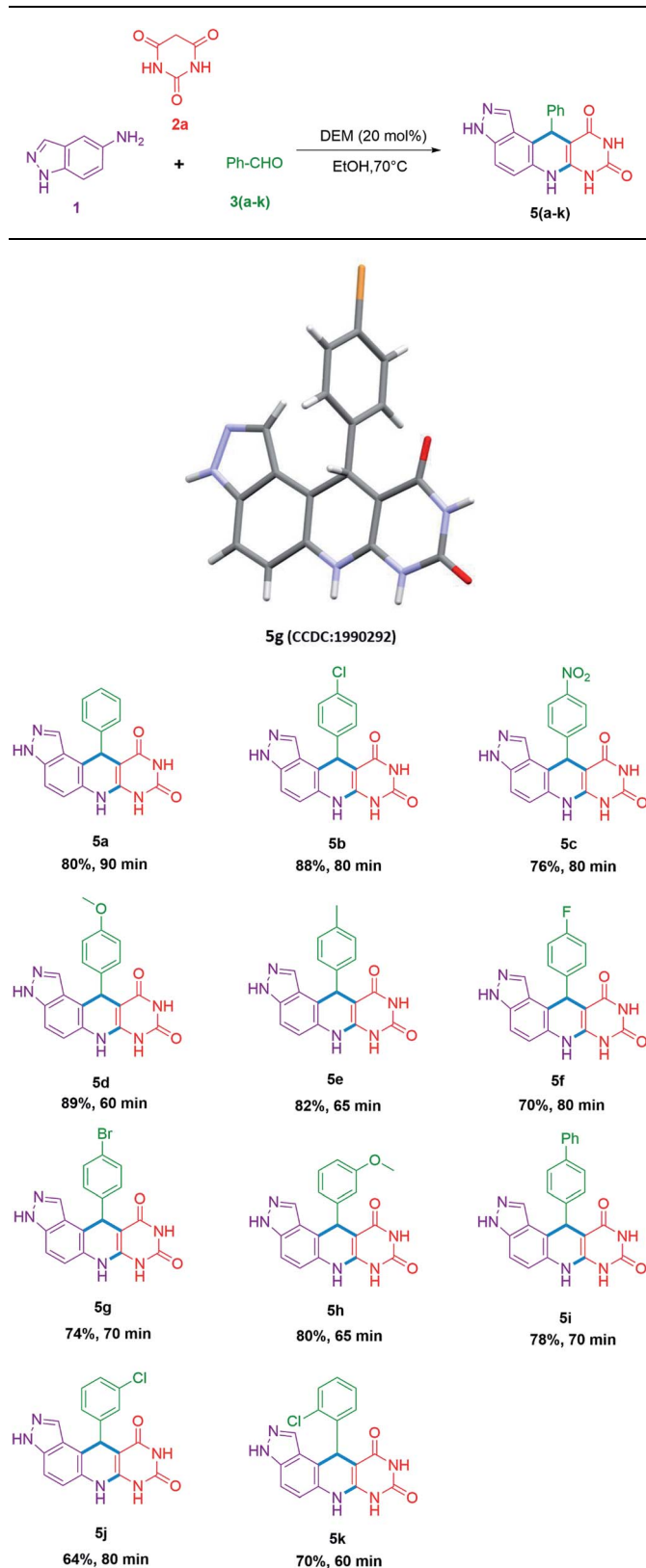
As we established the reaction conditions, subsequently explored the substrate scope for the 11-aryl-3,6,7,11-tetrahydro-8*H*-pyrazolo[4,3-*f*]pyrimido[4,5-*b*]quinoline-8,10(9*H*)-dione **5(a-k)** and 7,9-diaryl-6,7,9,9*a*-tetrahydro-2'*H*-spiro[pyrazolo[4,3-*f*]quinoline-8,5'-pyrimidine]-2',4',6'(1'*H*,3'*H*)-triones **7(a-i)**. The results achieved under optimized reaction conditions are summarized in Tables 2 and 3. This protocol endures both electron releasing as well as electron withdrawing functionalities present in the aldehyde and provide the targeted derivatives within stipulated time. To our delight all synthesized 7,9-diaryl-6,7,9,9*a*-tetrahydro-2'*H*-spiro[pyrazolo[4,3-*f*]quinoline-8,5'-pyrimidine]-2',4',6'(1'*H*,3'*H*)-triones **7(a-i)** were showed high diastereoselectivity (d.r. up to 20 : 1 (*syn* : *anti*)) (Table 3).

Green chemistry metric evaluation

To validate the present work from sustainability concern, here we evaluated it using green metric toolkit like *E*-factor, Atom Economy (AE), Reaction Mass Efficiency (RME), Optimum Efficiency (OE), and Atom Efficiency (AEf).^{44–51} The calculated value



Table 2 Substrate scope for tetrahydro-8*H*-pyrazolo[4,3-*f*]pyrimido[4,5-*b*]quinoline-8,10(9*H*)-dione **5(a-k)**^{a,b,c}



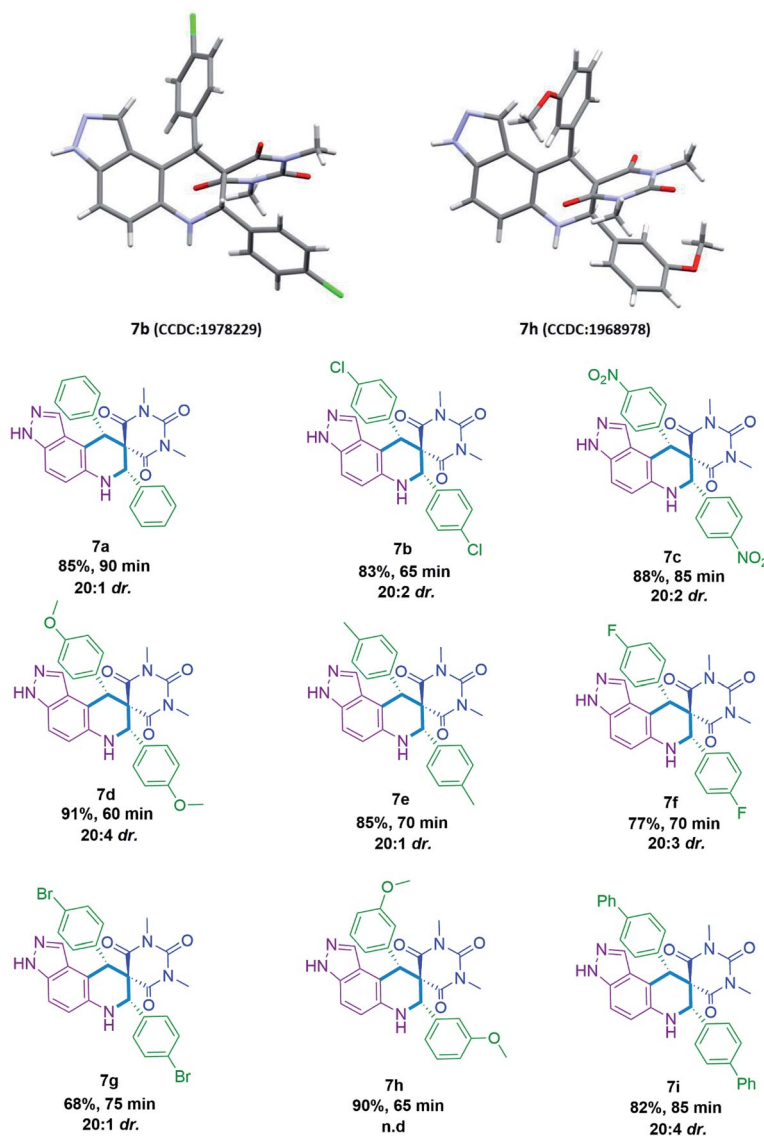
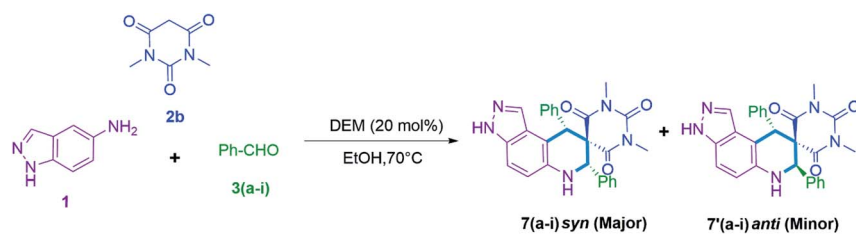
^a Unless specified otherwise, all the reactions were performed using **1** (1 mmol), **2a** (1 mmol), **3(a-k)** (2 mmol), and DEM (20 mol%) in 5 mL of ethanol stirred at 70 °C for stipulated time. ^b Yield of the product **5**. ^c Reaction time.

of *E*-factor ranging from 0.24 to 0.6 for **5(a-k)** series of compounds and that for **7(a-i)** series of compounds ranging from 0.17 to 0.56. This highlight the product formation with minimum wastes and show eco-compatibility of the present protocol. The excellent values for Atom Economy (AE) (up to 91.92% and 96.67% for **5(a-k)** and **7(a-i)** series of compounds respectively) shows how protocol atom economic is. Notably, excellent values of Reaction Mass Efficiency (RME) Optimum Efficiency (OE), and Atom Efficiency (AEf) support the same (see Fig. 2). For calculation of representative entry (**5a**) see the ESI (S117–S119†).

To test the recyclability and efficiency of the catalyst, here we carried out several catalyst recycling experiments on the model reaction of 5-aminoindazole (**1**), barbituric acids (**2a** and **2b**), with benzaldehyde (**3a**) for the syntheses of, 6,7,11-tetrahydro-8*H*-pyrazolo[4,3-*f*]pyrimido[4,5-*b*]quinoline-8,10(9*H*)-dione (**5a**) and 1',3'-dimethyl-7,9-diphenyl-3,6,7,9-tetrahydro-2'*H*-spiro[pyrazolo[4,3-*f*]quinoline-8,5'-pyrimidine]-2',4',6'(1'*H*,3'*H*)-trione (**7a**) accordingly. To our delight, developed catalyst recycled and work efficiently up to four subsequent cycles (Fig. 3). At the end of the reaction, excess solvent was recovered by rotary evaporator operating at 60–70 °C temperature and under reduced pressure. Later on, 5 mL of distilled water was added to the crude reaction mass so as to make the catalyst soluble and complete precipitation of the final product (**5a** and **7a**). Afterward, resultant mixture is filtered and product washed thoroughly twice with 5 mL of distilled water. The filtrate containing soluble catalyst was charged into rotary evaporator to distilled off excess water under reduced pressure and temperature (70–80 °C). The recycled catalyst was allowed to dry under vacuum for 4–5 h at 60 °C temperature for next use. As an auxiliary proof, we have attached ¹H-NMR and ¹³C-NMR spectra of fresh and recycled catalyst in ESI (see the ESI S11–S14†).

On the basis of our experimental observations, we proposed possible synthetic routes for the formations of two distinct products *viz.* 11-aryl-3,6,7,11-tetrahydro-8*H*-pyrazolo[4,3-*f*]pyrimido[4,5-*b*]quinoline-8,10(9*H*)-diones **5(a-k)** and tetrahydro-1'*H*-spiro[pyrazolo[4,3-*f*]quinoline-8,5'-pyrimidine]-2',4',6'(3'*H*)-triones **7(a-i)** by multicomponent reaction of 5-aminoindazole (**1**) and barbituric acids (**2a** and **2b**) with arylaldehyde **3(a-k)** under identical reaction conditions. Initially barbituric acid (**2a** or **2b**) reacts with aldehyde (**3(a-k)** or **3(a-i)**) and produce Knoevenagel adduct (**K**). This undergoes Michael addition type reaction with 5-aminoindazole to produce an intermediate (**L**), which endures intramolecular ring closing step and produce 11-aryl-3,6,7,11-tetrahydro-8*H*-pyrazolo[4,3-*f*]pyrimido[4,5-*b*]quinoline-8,10(9*H*)-diones **5(a-k)**. On other hand, intermediate (**L**) formed by the reaction of *N,N*-dimethyl barbituric acid (**2b**) and aldehyde reacts with second equivalent of aldehyde in the presence of DEM and produce benzylidene type derivatives (**M**), which undergoes intramolecular ring closing step *via* C–C bond formation and furnish high diastereoselective (d.r. up to 20 : 1 (*syn* : *anti*)) tetrahydro-1'*H*-spiro[pyrazolo[4,3-*f*]quinoline]-8,5'-pyrimidine]-2',4',6'(3'*H*)-triones **7(a-i)** (see Scheme 2).



Table 3 Substrate scope for tetrahydro-2'H-spiro[pyrazolo[4,3-f]quinoline-8,5'-pyrimidine]-2',4',6'(3'H)-triones 7(a-i)^{a,b,c,d}

^a Unless specified otherwise, all the reactions were performed using 1 (1 mmol), 2b (1 mmol), 3(a-i) (2 mmol), and DEM (20 mol%) in 5 mL of ethanol stirred at 70 °C for stipulated time. ^b Yield of the product 7. ^c Reaction time. ^d All dr. values were determined by ¹H-NMR analysis of crude product.

Conclusion

In conclusion, we successfully explore a substrate directed, eco-compatible, and multicomponent reaction of 5-aminoindazole, aldehyde, and barbituric acids. The key feature of the present

protocol is formation of two distinct products *viz.* 11-aryl-3,6,7,11-tetrahydro-8H-pyrazolo[4,3-f]pyrimido[4,5-b]quinoline-8,10(9H)-diones and tetrahydro-1'H-spiro[pyrazolo[4,3-f]quinoline-8,5'-pyrimidine]-2',4',6'(3'H)-triones under the identical



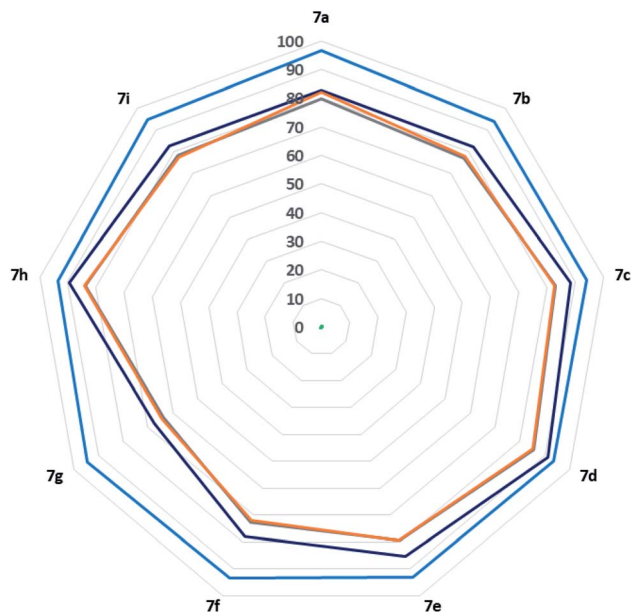


Fig. 2 Radar plot of evaluated green chemistry metrics for compounds 7(a–i).

reaction conditions. Significantly, the spiro compounds show high diastereoselectivity (dr. up to 20 : 1 (*syn* : *anti*)).

Experimental section

General methods

All reactions were performed in air, unless specified otherwise. All necessary chemicals utilized in this study were purchased from commercially available sources and used for performing reactions without further purifications. $^1\text{H-NMR}$ and $^{13}\text{C-NMR}$ spectral analysis were made using BRUKER AVANCE II 400 NMR Spectrometer using CDCl_3 and DMSO-d_6 as a solvent with shifts referenced to TMS. The chemical shift values are

expressed in parts per million and coupling constants (f) are provided in hertz. The LC-MS analysis of all compounds collected on MS-Agilent 6120 quadrupole. Melting points were determined by the open capillary tube method and are uncorrected.

General procedure for synthesis of 11-aryl-3,6,7,11-tetrahydro-8*H*-pyrazolo[4,3-*f*]pyrimido[4,5-*b*]quinoline-8,10(9*H*)-dione 5(a–k)

In an oven dried round bottom flask (50 mL capacity) with a magnetic stirrer bar, 5-aminoindazole (**1**, 1.0 mmol), barbituric acid (**2a**, 1.0 mmol), aldehyde **3(a–k)** (1.0 mmol), DEM (20 mol%) and ethanol (5 mL) were stirred at 70 °C for the stipulated reaction time. The reaction progress was monitored on TLC plate using ethyl acetate: *n*-hexane (50 : 50, v/v) as eluents. At the end of reaction, solvent was recovered. The crude reaction mass was diluted with 5 mL of distilled water and allowed to stir at room temperature for the fully precipitation of the product and to separate out the water-soluble catalyst. The precipitates of the products were washed thoroughly twice with distilled water (2×5 mL). All derived compounds were fully characterized by $^1\text{H-NMR}$, $^{13}\text{C-NMR}$, LC-MS, HPLC, and X-ray single-crystal analysis (for representative compound **5g**).

General procedure for synthesis of tetrahydro-1'*H*-spiro [pyrazolo[4,3-*f*]quinoline-8,5'-pyrimidine]-2',4',6'(3'*H*)-triones 7(a–i)

In an oven dried round bottom flask (50 mL capacity) with a magnetic stirrer bar, 5-aminoindazole (**1**, 1.0 mmol), *N,N*-dimethyl barbituric acid (**2b**, 1.0 mmol), aldehyde **3(a–i)** (2.0 mmol), DEM (20 mol%) and ethanol (5 mL) were stirred at 70 °C for the stipulated reaction time. The reaction progress was monitored on TLC using ethyl acetate: *n*-hexane (30 : 70, v/v) as eluents. At the end of reaction, solvent was recovered. The crude reaction mass was diluted with 5 mL of distilled water and allowed to stir at room temperature for fully precipitation of the product and to

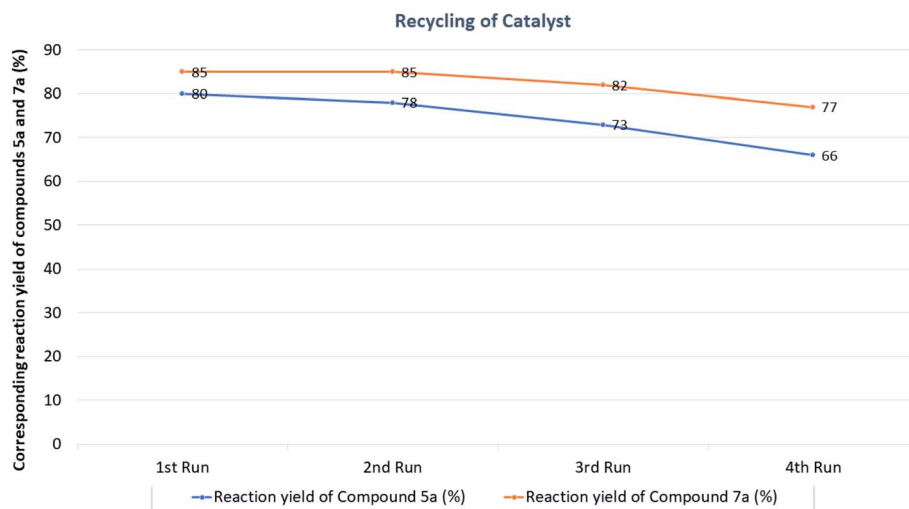
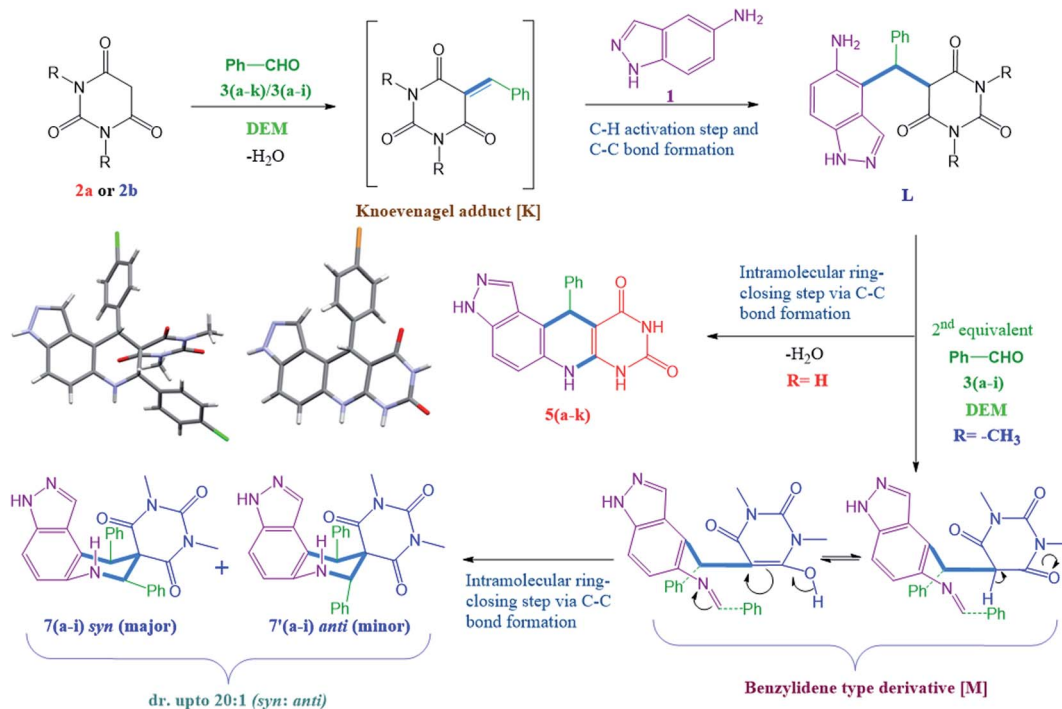


Fig. 3 Efficiency of catalyst.





Scheme 2 Plausible reaction mechanism.

separate out the water-soluble catalyst. The precipitates of the products were washed thoroughly twice with distilled water (2×5 mL). All derived compounds were fully characterized by $^1\text{H-NMR}$, $^{13}\text{C-NMR}$, LC-MS, HPLC, and X-ray single-crystal analysis (for representative compounds **7b** and **7h**).

General procedure for the preparation of betaine based deep eutectic mixtures

All betaine based deep eutectic mixtures were developed by mixing 1 equiv. of betaine (a hydrogen bond acceptor) with 1 equiv. of acid (a hydrogen bond donor), a little amount of deionized water was added and resultant mixture stirred at ambient temperature for 3 h. This resultant DEM was washed thoroughly with absolute ethanol/isopropyl alcohol and allowed to dry at 60°C temperature under vacuum for 4–5 h.

Spectroscopic and analytical characterization of all 11-aryl-3,6,7,11-tetrahydro-8H-pyrazolo[4,3-f]pyrimido[4,5-b]quinoline-8,10(9H)-dione **5(a-k)**

11-Phenyl-3,6,7,11-tetrahydro-8H-pyrazolo[4,3-f]pyrimido[4,5-b]quinoline-8,10(9H)-dione (5a). Light pink solid, % purity (HPLC) = 88.1%, mp $282\text{--}284^\circ\text{C}$; $^1\text{H-NMR}$ (400 MHz, DMSO-d_6) (δ , ppm): 12.98 (s, 1H, NH), 10.54 (s, 1H, NH), 10.34 (s, 1H, NH), 8.88 (s, 1H, ArH), 8.02 (s, 1H, ArH), 7.30–7.39 (m, 3H, ArH), 7.13–7.19 (m, 3H, ArH), 7.05 (t, $J = 7.2$ Hz, 1H, ArH), 5.41 (s, 1H, CH); $^{13}\text{C-NMR}$ (100 MHz, DMSO-d_6) (δ , ppm): 162.77, 150.25, 147.13, 145.66, 137.23, 131.76, 128.45, 128.23, 127.92, 127.49, 125.92, 121.48, 117.07, 113.94, 109.43, 85.26, 64.88, 38.08, 15.13; MS(MM-ES + APCI) 329.9 $[\text{M} + \text{H}]^+$.

11-(4-Chlorophenyl)-3,6,7,11-tetrahydro-8H-pyrazolo[4,3-f]pyrimido[4,5-b]quinoline-8,10(9H)-dione (5b). Off white solid, mp

$280\text{--}282^\circ\text{C}$; $^1\text{H-NMR}$ (400 MHz, DMSO-d_6) (δ , ppm): 13.05 (s, 1H, NH), 10.67 (s, 1H, NH), 10.45 (s, 1H, NH), 7.52 (s, 1H, ArH), 7.45 (d, $J = 9.2$ Hz, 2H, ArH), 7.30–7.39 (m, 2H, ArH), 7.22 (d, $J = 7.6$ Hz, 2H, ArH), 7.07 (d, $J = 9.2$ Hz, 1H, ArH), 6.91 (s, 1H, CH), 4.91 (s, 1H, CH); $^{13}\text{C-NMR}$ (100 MHz, DMSO-d_6) (δ , ppm): 169.98, 165.22, 162.76, 153.25, 146.01, 139.90, 137.25, 137.23, 132.07, 131.24, 130.48, 130.27, 130.20, 129.35, 128.70, 128.66, 128.59, 128.22, 127.87, 127.79, 121.36, 117.13, 116.54, 113.68, 113.29, 109.70, 109.57, 84.89; MS(MM-ES + APCI) 365.8 $[\text{M} + \text{H}]^+$.

11-(4-Nitrophenyl)-3,6,7,11-tetrahydro-8H-pyrazolo[4,3-f]pyrimido[4,5-b]quinoline-8,10(9H)-dione (5c). Pale yellow solid, mp $268\text{--}270^\circ\text{C}$; $^{13}\text{C-NMR}$ (100 MHz, DMSO-d_6) (δ , ppm): 169.69, 167.73, 162.74, 154.26, 153.20, 150.12, 145.78, 145.72, 137.24, 131.63, 129.57, 128.80, 128.33, 123.92, 123.30, 121.36, 117.27, 112.31, 110.19, 110.12, 84.35; MS(MM-ES + APCI) 376.8 $[\text{M} + \text{H}]^+$.

11-(4-Methoxyphenyl)-3,6,7,11-tetrahydro-8H-pyrazolo[4,3-f]pyrimido[4,5-b]quinoline-8,10(9H)-dione (5d). Off white solid, % purity (HPLC) = 98.7%, mp $278\text{--}280^\circ\text{C}$; $^1\text{H-NMR}$ (400 MHz, DMSO-d_6) (δ , ppm): 12.97 (s, 1H, NH), 10.54 (s, 1H, NH), 10.29 (s, 1H, NH), 8.82 (s, 1H, ArH), 7.34 (d, $J = 8.8$ Hz, 1H, ArH), 7.22 (d, $J = 8.8$ Hz, 2H, ArH), 7.13 (d, $J = 8.8$ Hz, 1H, ArH), 6.72 (d, $J = 8.8$ Hz, 2H, ArH), 5.36 (s, 1H, CH), 3.63 (s, 1H, OCH_3); $^{13}\text{C-NMR}$ (100 MHz, DMSO-d_6) (δ , ppm): 162.78, 157.41, 150.19, 145.41, 139.47, 137.24, 131.78, 128.41, 128.10, 121.46, 117.05, 114.26, 113.28, 109.30, 85.46, 54.86, 37.17; MS(MM-ES + APCI) 359.8 $[\text{M} + \text{H}]^+$.

11-(p-Tolyl)-3,6,7,11-tetrahydro-8H-pyrazolo[4,3-f]pyrimido[4,5-b]quinoline-8,10(9H)-dione (5e). Off white solid, % purity (HPLC) = 98.5%, mp $> 300^\circ\text{C}$; $^1\text{H-NMR}$ (400 MHz, DMSO-d_6) (δ , ppm): 12.97 (s, 1H, NH), 10.54 (s, 1H, NH), 10.29 (s, 1H, NH), 8.82 (s, 1H, ArH), 8.01 (s, 1H, ArH), 7.34 (d, $J = 8.8$ Hz, 1H, ArH),



7.19 (d, $J = 8.4$ Hz, 2H, ArH), 7.13 (d, $J = 8.8$ Hz, 1H, ArH), 6.96 (d, $J = 8.0$ Hz, 2H, ArH), 5.36 (s, 1H, CH), 2.15 (s, 1H, CH₃); ¹³C-NMR (100 MHz, DMSO-*d*₆) (δ , ppm): 162.75, 150.15, 145.45, 144.25, 134.87, 131.79, 128.46, 128.12, 127.37, 117.07, 114.11, 110.66, 109.37, 109.32, 108.0, 90.66, 85.34, 84.77, 20.49; MS(MM-ES + APCI) 345.0 [M + H]⁺.

11-(4-Fluorophenyl)-3,6,7,11-tetrahydro-8H-pyrazolo[4,3-*ff*]pyrimido[4,5-*b*]quinoline-8,10(9H)-dione (5f). Off white solid, % purity (HPLC) = 99.5%, mp > 300 °C; ¹H-NMR (400 MHz, DMSO-*d*₆) (δ , ppm): 13.0 (s, 1H, NH), 10.57 (s, 1H, NH), 10.33 (s, 1H, NH), 8.88 (s, 1H, ArH), 8.01 (s, 1H, ArH), 7.33–7.38 (m, 3H, ArH), 7.15 (d, $J = 8.8$ Hz, 1H, ArH), 6.99 (t, $J = 8.8$ Hz, 2H, ArH), 5.45 (s, 1H, CH); ¹³C-NMR (100 MHz, DMSO-*d*₆) (δ , ppm): 162.77, 161.69, 159.29, 150.16, 145.53, 143.33, 143.29, 137.25, 131.73, 131.71, 129.27, 129.19, 128.19, 121.39, 117.12, 114.66, 114.45, 113.66, 109.59, 85.16, 37.35; MS(MM-ES + APCI) 349.8 [M + H]⁺.

11-(4-Bromophenyl)-3,6,7,11-tetrahydro-8H-pyrazolo[4,3-*ff*]pyrimido[4,5-*b*]quinoline-8,10(9H)-dione (5g). Off white solid, mp 290–292 °C; ¹H-NMR (400 MHz, DMSO-*d*₆) (δ , ppm): 13.05 (s, 1H, NH), 10.66 (s, 1H, NH), 10.45 (s, 1H, NH), 7.57 (d, $J = 8.4$ Hz, 2H, ArH), 7.44 (d, $J = 8.8$ Hz, 1H, ArH), 7.24–7.34 (m, 2H, ArH), 7.08 (d, $J = 8.8$ Hz, 1H, ArH), 6.92 (s, 1H, ArH), 4.90 (s, 1H, CH); ¹³C-NMR (100 MHz, DMSO-*d*₆) (δ , ppm): 169.98, 165.21, 162.79, 153.27, 146.42, 140.32, 137.25, 131.64, 131.28, 131.24, 130.80, 130.55, 130.41, 130.29, 129.86, 129.77, 121.36, 120.61, 119.02, 116.59, 113.61, 110.06, 84.85, 54.91, 42.62; MS(MM-ES + APCI) 408.8 [M + H]⁺.

11-(3-Methoxyphenyl)-3,6,7,11-tetrahydro-8H-pyrazolo[4,3-*ff*]pyrimido[4,5-*b*]quinoline-8,10(9H)-dione (5h). White solid, % purity (HPLC) = 99.6%, mp > 300 °C; ¹H-NMR (400 MHz, DMSO-*d*₆) (δ , ppm): 12.98 (s, 1H, NH), 10.56 (s, 1H, NH), 10.32 (s, 1H, NH), 8.85 (s, 1H, ArH), 7.36 (d, $J = 8.8$ Hz, 1H, ArH), 7.06–7.15 (m, 2H, ArH), 6.91 (s, 1H, ArH), 6.85 (d, $J = 7.6$ Hz, 1H, ArH), 6.64 (dd, $J = 6.4$ Hz, $J = 1.6$ Hz, 1H, ArH), 5.39 (s, 1H, CH), 3.66 (s, 3H, OCH₃); ¹³C-NMR (100 MHz, DMSO-*d*₆) (δ , ppm): 162.77, 158.90, 148.59, 138.51, 128.95, 121.49, 119.81, 119.67, 119.53, 117.12, 117.05, 113.90, 113.86, 113.65, 110.66, 109.46, 109.44, 109.41, 109.35, 107.37, 73.14, 54.82; MS(MM-ES + APCI) 360.0 [M + H]⁺.

11-[(1,1'-Biphenyl)-4-yl]-3,6,7,11-tetrahydro-8H-pyrazolo[4,3-*ff*]pyrimido[4,5-*b*]quinoline-8,10(9H)-dione (5i). Off white solid, mp > 300 °C; ¹H-NMR (400 MHz, DMSO-*d*₆) (δ , ppm): 12.97 (s, 1H, NH), 10.54 (s, 1H, NH), 10.34 (s, 1H, NH), 8.88 (s, 1H, ArH), 8.06 (d, $J = 16.8$ Hz, 1H, ArH), 7.26–7.79 (m, 10H, ArH), 5.44 (s, 1H, CH); ¹³C-NMR (100 MHz, DMSO-*d*₆) (δ , ppm): 162.81, 162.78, 150.22, 150.20, 146.34, 145.63, 140.06, 138.01, 137.26, 131.81, 129.29, 128.99, 128.92, 128.76, 128.24, 128.04, 127.96, 127.09, 126.69, 126.51, 126.40, 126.08, 121.52, 121.50, 117.13, 117.10, 113.81, 113.78, 109.50, 85.17; MS(MM-ES + APCI) 407.0 [M + H]⁺.

11-(3-Chlorophenyl)-3,6,7,11-tetrahydro-8H-pyrazolo[4,3-*ff*]pyrimido[4,5-*b*]quinoline-8,10(9H)-dione (5j). Off white solid, % purity (HPLC) = 99.5%, mp > 300 °C; ¹H-NMR (400 MHz, DMSO-*d*₆) (δ , ppm): 13.02 (s, 1H, NH), 10.59 (s, 1H, NH), 10.36 (s, 1H, NH), 8.91 (s, 1H, ArH), 8.05 (s, 1H, ArH), 7.38 (d, $J = 8.4$ Hz, 2H, ArH), 7.12–7.28 (m, 4H, ArH), 5.46 (s, 1H, CH); ¹³C-NMR (100 MHz, DMSO-*d*₆) (δ , ppm): 162.75, 157.90, 150.14, 150.13, 149.39, 145.67, 143.05, 137.25, 136.75, 132.60, 131.76, 129.85, 128.30, 128.24, 127.42, 127.23, 126.53, 126.26, 125.98, 117.17, 113.05,

110.22, 109.82, 109.81, 109.81, 109.61, 107.35, 84.77, 79.21; MS(MM-ES + APCI) 365.8 [M + H]⁺.

11-(2-Chlorophenyl)-3,6,7,11-tetrahydro-8H-pyrazolo[4,3-*ff*]pyrimido[4,5-*b*]quinoline-8,10(9H)-dione (5k). Off white solid, % purity (HPLC) = 99.0%, mp > 300 °C; ¹H-NMR (400 MHz, DMSO-*d*₆) (δ , ppm): 13.04 (s, 1H, NH), 10.49 (s, 1H, NH), 10.30 (s, 1H, NH), 8.93 (s, 1H, ArH), 7.88 (s, 1H, ArH), 7.37 (d, $J = 8.4$ Hz, 1H, ArH), 7.30 (d, $J = 6.8$ Hz, 1H, ArH), 7.09–7.19 (m, 3H, ArH), 5.82 (s, 1H, CH); ¹³C-NMR (100 MHz, DMSO-*d*₆) (δ , ppm): 162.57, 150.16, 145.61, 144.39, 137.15, 131.39, 131.29, 131.24, 128.98, 128.52, 127.68, 127.28, 121.59, 117.30, 112.70, 109.91, 84.77; MS(MM-ES + APCI) 365.8 [M + H]⁺.

Spectroscopic and analytical characterization of 7,9-diaryl-3,6,7,9-tetrahydro-1'*H*-spiro[pyrazolo[4,3-*ff*]quinoline-8,5'-pyrimidine]-2',4',6'(3'*H*)-triones (7a-i)

1',3'-Dimethyl-7,9-diphenyl-3,6,7,9-tetrahydro-2'*H*-spiro[pyrazolo[4,3-*ff*]quinoline-8,5'-pyrimidine]-2',4',6'(1'*H*,3'*H*)-trione (7a). White solid, % purity (HPLC) = 98.7%, mp 252–254 °C; ¹H-NMR (400 MHz, CDCl₃) (δ , ppm): 7.46–7.52 (m, 1H, ArH), 7.29–7.40 (m, 7H, ArH), 7.23–7.27 (m, 2H, ArH), 7.05–7.14 (m, 2H, ArH), 6.81 (d, $J = 7.6$ Hz, 1H, ArH), 5.42 (s, 1H, CH), 4.95 (s, 1H, CH), 2.99 (s, 3H, CH₃), 2.90 (s, 3H, CH₃); ¹³C-NMR (100 MHz, CDCl₃) (δ , ppm): 170.20, 165.18, 149.91, 137.72, 136.24, 130.0, 129.83, 129.64, 128.96, 128.82, 128.67, 128.55, 128.36, 128.20, 126.77, 125.80, 120.63, 120.62, 120.58, 64.71, 59.86, 59.85, 50.37; MS(MM-ES + APCI) 465.8 [M + H]⁺.

7,9-Bis(4-chlorophenyl)-1',3'-dimethyl-3,6,7,9-tetrahydro-2'*H*-spiro[pyrazolo[4,3-*ff*]quinoline-8,5'-pyrimidine]-2',4',6'(1'*H*,3'*H*)-trione (7b). White solid, % purity (HPLC) = 99.3%, mp 246–248 °C; ¹H-NMR (400 MHz, CDCl₃) (δ , ppm): 7.48 (d, $J = 9.2$ Hz, 1H, ArH), 7.27–7.36 (m, 4H, ArH), 7.09–7.20 (m, 4H, ArH), 5.39 (s, 1H, CH), 4.92 (s, 1H, CH), 3.04 (s, 3H, CH₃), 2.93 (s, 3H, CH₃); ¹³C-NMR (100 MHz, CDCl₃) (δ , ppm): 169.74, 164.70, 149.53, 135.84, 135.76, 134.63, 134.41, 131.24, 131.20, 129.29, 129.05, 128.17, 121.83, 63.83, 59.59, 49.37; MS(MM-ES + APCI) 535.8 [M + H]⁺.

1',3'-Dimethyl-7,9-bis(4-nitrophenyl)-3,6,7,9-tetrahydro-2'*H*-spiro[pyrazolo[4,3-*ff*]quinoline-8,5'-pyrimidine]-2',4',6'(1'*H*,3'*H*)-trione (7c). Pale yellow solid, % purity (HPLC) = 99.6%, mp 264–266 °C; ¹H-NMR (400 MHz, CDCl₃) (δ , ppm): 8.24 (d, $J = 8.8$ Hz, 3H, ArH), 8.0 (d, $J = 8.8$ Hz, 1H, ArH), 7.41–7.56 (m, 4H, ArH), 6.48 (s, 1H, ArH), 5.64 (s, 1H, CH), 5.08 (s, 1H, CH), 3.05 (s, 3H, CH₃), 2.92 (s, 3H, CH₃); ¹³C-NMR (100 MHz, CDCl₃) (δ , ppm): 169.27, 164.13, 149.11, 148.65, 147.81, 145.20, 142.94, 131.34, 130.70, 128.13, 128.04, 124.25, 124.17, 123.90, 123.83, 123.62, 123.46, 119.57, 64.14, 59.75, 49.62, 49.55, 28.77, 27.99; MS(MM-ES + APCI) 555.8 [M + H]⁺.

7,9-Bis(4-methoxyphenyl)-1',3'-dimethyl-3,6,7,9-tetrahydro-2'*H*-spiro[pyrazolo[4,3-*ff*]quinoline-8,5'-pyrimidine]-2',4',6'(1'*H*,3'*H*)-trione (7d). Off white solid, % purity (HPLC) = 96.2%, mp 244–246 °C; ¹H-NMR (400 MHz, CDCl₃) (δ , ppm): 7.58 (d, $J = 4.0$ Hz, 1H, ArH), 7.16–7.25 (m, 4H, ArH), 6.73–6.83 (m, 4H, ArH), 5.34 (s, 1H, CH), 4.95 (s, 1H, CH), 3.81 (s, 6H, 2-OCH₃), 3.02 (s, 3H, CH₃), 2.95 (s, 3H, CH₃); ¹³C-NMR (100 MHz, CDCl₃) (δ , ppm): 170.15, 170.12, 160.43, 149.91, 131.16, 130.66, 128.03, 127.93, 127.84, 127.75, 114.50, 114.31, 114.17, 113.91, 63.85, 63.78,



63.72, 59.75, 55.31, 55.26, 49.47, 28.49, 27.81; MS(MM-ES + APCI) 525.8 [M + H]⁺.

1',3'-Dimethyl-7,9-di-p-tolyl-3,6,7,9-tetrahydro-2'H-spiro[pyrazolo[4,3-f]quinoline-8,5'-pyrimidine]-2',4',6'(1'H,3'H)-trione (7e). Off white solid, % purity (HPLC) = 98.7%, mp 178–180 °C; ¹H-NMR (400 MHz, CDCl₃) (δ, ppm): 7.38 (d, J = 8.8 Hz, 1H, ArH), 7.06–7.25 (m, 8H, ArH), 6.92 (d, J = 8.0 Hz, 1H, ArH), 6.67 (d, J = 8.4 Hz, 1H, ArH), 5.35 (s, 1H, CH), 4.91 (s, 1H, CH), 3.0 (s, 3H, CH₃), 2.92 (s, 3H, CH₃), 2.33 (s, 6H, 2CH₃); ¹³C-NMR (100 MHz, CDCl₃) (δ, ppm): 170.31, 165.30, 150.09, 150.07, 139.52, 138.40, 138.12, 136.01, 134.45, 133.18, 132.67, 129.92, 129.62, 129.51, 129.44, 129.32, 126.63, 121.18, 64.36, 59.72, 59.69, 50.10, 38.27, 28.40, 27.70, 21.17, 21.15; MS(MM-ES + APCI) 493.8 [M + H]⁺.

7,9-Bis(4-fluorophenyl)-1',3'-dimethyl-3,6,7,9-tetrahydro-2'H-spiro[pyrazolo[4,3-f]quinoline-8,5'-pyrimidine]-2',4',6'(1'H,3'H)-trione (7f). White solid, % purity (HPLC) = 99.4%, mp 262–264 °C; ¹H-NMR (400 MHz, CDCl₃) (δ, ppm): 7.22–7.37 (m, 4H, ArH), 7.01–7.13 (m, 4H, ArH), 6.81–6.86 (m, 2H, ArH), 6.53 (s, 1H, ArH), 5.42 (s, 1H, CH), 4.93 (s, 1H, CH), 3.03 (s, 3H, CH₃), 2.93 (s, 3H, CH₃); ¹³C-NMR (100 MHz, CDCl₃) (δ, ppm): 170.04, 164.97, 164.41, 163.75, 161.92, 161.28, 149.68, 133.46, 133.42, 132.08, 132.04, 131.72, 131.64, 131.54, 131.46, 128.67, 128.58, 120.35, 116.17, 115.96, 115.92, 115.71, 115.62, 115.41, 63.93, 60.04, 49.44, 28.50, 27.78; MS(MM-ES + APCI) 501.8 [M + H]⁺.

7,9-Bis(4-bromophenyl)-1',3'-dimethyl-3,6,7,9-tetrahydro-2'H-spiro[pyrazolo[4,3-f]quinoline-8,5'-pyrimidine]-2',4',6'(1'H,3'H)-trione (7g). White solid, % purity (HPLC) = 98.8%, mp 208–210 °C; ¹H-NMR (400 MHz, CDCl₃) (δ, ppm): 7.47–7.50 (m, 3H, ArH), 7.40 (d, J = 8.8 Hz, 1H, ArH), 7.20–7.26 (m, 2H, ArH), 7.05–7.13 (m, 3H, ArH), 6.69 (d, J = 8.4 Hz, 1H, ArH), 6.56 (s, 1H, ArH), 5.39 (s, 1H, CH), 4.90 (s, 1H, CH), 3.04 (s, 3H, CH₃), 2.93 (s, 3H, CH₃); ¹³C-NMR (100 MHz, CDCl₃) (δ, ppm): 169.80, 160.73, 149.56, 138.28, 136.54, 135.04, 132.23, 131.94, 131.92, 131.60, 131.53, 128.44, 123.84, 122.71, 120.96, 111.84, 110.32, 63.99, 59.54, 49.51, 28.60, 27.86; MS(MM-ES + APCI) 623.6 [M + H]⁺.

7,9-Bis(3-methoxyphenyl)-1',3'-dimethyl-3,6,7,9-tetrahydro-2'H-spiro[pyrazolo[4,3-f]quinoline-8,5'-pyrimidine]-2',4',6'(1'H,3'H)-trione (7h). White solid, % purity (HPLC) = 99.1%, mp 234–236 °C; ¹³C-NMR (100 MHz, CDCl₃) (δ, ppm): 170.25, 170.12, 165.35, 165.14, 160.07, 159.75, 159.58, 150.04, 150.01, 139.19, 139.14, 138.07, 137.76, 130.01, 129.57, 122.38, 122.19, 120.72, 120.60, 118.98, 118.96, 116.0, 115.02, 114.78, 113.17, 112.68, 112.35, 112.33, 109.87, 64.53, 59.58, 59.47, 55.35, 55.28, 55.12, 50.59, 50.29, 28.47, 28.44, 27.78, 27.73; MS(MM-ES + APCI) 525.8 [M + H]⁺.

7,9-Di([1,1'-biphenyl]-4-yl)-1',3'-dimethyl-3,6,7,9-tetrahydro-2'H-spiro[pyrazolo[4,3-f]quinoline-8,5'-pyrimidine]-2',4',6'(1'H,3'H)-trione (7i). Off white solid, % purity (HPLC) = 98.3%, mp 258–260 °C; ¹H-NMR (400 MHz, CDCl₃) (δ, ppm): 7.53–7.65 (m, 7H, ArH), 7.28–7.51 (m, 11H, ArH), 7.08 (d, J = 6.0 Hz, 1H, ArH), 6.88 (d, J = 8.4 Hz, 1H, ArH), 5.47 (s, 1H, CH), 5.02 (s, 1H, CH), 3.04 (s, 3H, CH₃), 2.95 (s, 3H, CH₃); ¹³C-NMR (100 MHz, CDCl₃) (δ, ppm): 170.18, 165.19, 149.86, 142.55, 141.10, 140.10, 139.87, 136.59, 135.06, 134.95, 130.46, 130.22, 128.90, 128.81, 127.86, 127.56, 127.28, 127.22, 127.10, 127.06, 126.96, 121.23, 64.40, 64.33, 59.77, 50.10, 50.01, 49.94, 28.53, 27.82; MS(MM-ES + APCI) 617.8 [M + H]⁺.

Conflicts of interest

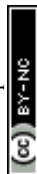
There are no conflicts to declare.

Acknowledgements

Authors are grateful to Department of Chemistry, Sardar Patel University, DST-SERB, New Delhi, India, for providing research grant (File No. EEQ/2016/000376, dated 07/02/2017), UGC-CPEPA, New Delhi, India, phase-II, for assistance in general and for the NMR facility in particular, sponsored under award letter no. F. No. 1-14/2002-2016 (NS/PE) dated 28/04/2016, UGC-CAS, phase-II for assistance in general, sponsored under award letter no. F-540/5/CAS-II/2018 (SAP-I) dated 25/01/2018, and analytical scientist Mr Manoj Mangukya, Aether Industries Ltd. Surat, for analytical testing. This work is dedicated to my beloved parents.

References

- 1 A. Domling, W. Wang and K. Wang, *Chem. Rev.*, 2012, **112**, 3083.
- 2 B. H. Rotstein, S. Zaretsky, V. Rai and A. K. Yudin, *Chem. Rev.*, 2014, **114**, 8323.
- 3 J. Yu, F. Shi and L.-Z. Gong, *Acc. Chem. Res.*, 2011, **44**, 1156–1171.
- 4 T. Shi, L. Kaneko, M. Sandino, R. Busse, M. Zhang, D. Mason, J. Machulis, A. J. Ambrose, D. D. Zhang and E. Chapman, *ACS Sustainable Chem. Eng.*, 2019, **7**, 1524.
- 5 P. Liu, J.-W. Hao, L.-P. Mo and Z.-H. Zhang, *RSC Adv.*, 2015, **5**, 48675–48704.
- 6 J. D. Sunderhaus and S. F. Martin, *Chem.–Eur. J.*, 2009, **15**, 1300.
- 7 J. L. Wang, X. Y. Chen, Q. Wu and X. F. Lin, *Adv. Synth. Catal.*, 2014, **356**, 999.
- 8 X.-X. Sun, C. Li, Y.-Y. He, Z.-Q. Zhu, G.-J. Mei and F. Shi, *Adv. Synth. Catal.*, 2017, **359**, 2660.
- 9 D. M. Patel, M. G. Sharma, R. M. Vala, I. Lagunes, A. Puerta, J. M. Padron, D. P. Rajani and H. M. Patel, *Bioorg. Chem.*, 2019, **86**, 137–150.
- 10 L.-Y. Zeng, B. Xi, K. Huang, J. Bi, L. Wei, C. Cai and S. Liu, *ACS Comb. Sci.*, 2019, **21**(10), 656–665.
- 11 B. Yu, Z. Yu, P. P. Qi, D. Q. Yu and H. M. Liu, *Eur. J. Med. Chem.*, 2015, **95**, 35–40.
- 12 K. Saravana Mani, W. Kaminsky and S. P. Rajendran, *New J. Chem.*, 2018, **42**, 301–310.
- 13 P. Saraswat, G. Jeyabalan, M. Z. Hassan, M. U. Rahman and N. K. Nyola, *Synth. Commun.*, 2016, **46**, 1643.
- 14 A. Barakat, S. M. Soliman, A. Mohammed Al-Majid, M. Ali, M. Shahidul Islam, Y. A. M. M. Elshaier and H. A. Ghabbour, *J. Mol. Struct.*, 2018, **1152**, 101–114.
- 15 R. A. Cacho, Y. H. Chooi, H. Zhou and Y. Tang, *ACS Chem. Biol.*, 2013, **8**, 2322–2330.
- 16 M. De Candia, C. Altamura, N. Denora, S. Cellamare, M. Nuzzolese, D. De Vito, L. G. Voskressensky, A. V. Varlamov and C. D. Altomare, *Chem. Heterocycl. Compd.*, 2017, **53**, 357–363.



- 17 Y. Zheng, C. M. Tice and S. B. Singh, *Bioorg. Med. Chem. Lett.*, 2014, **24**, 36733682.
- 18 X. Cheng, P. Gao, L. Sun, Y. Tian, P. Zhan and X. Liu, *Expert Opin. Ther. Pat.*, 2017, **27**, 1277–1286.
- 19 H. Chen and D. Q. Shi, *Tetrahedron*, 2011, **67**, 5686–5692.
- 20 Y. Zou, Y. Hu, H. Liu and D. Q. Shi, *ACS Comb. Sci.*, 2012, **14**, 38–43.
- 21 H. Chen and D. Q. Shi, *J. Comb. Chem.*, 2010, **12**(4), 571–576.
- 22 S.-H. Kim, A. T. Pudzianowski, K. J. Leavitt, J. Barbosa, P. A. McDonnell, W. J. Metzler, B. M. Rankin, R. Liu, W. Vaccaro and W. Pitts, *Bioorg. Med. Chem. Lett.*, 2005, **15**, 1101–1106.
- 23 R. J. Fessenden, J. G. Larsen, M. D. Coon and J. S. Fessenden, *J. Med. Chem.*, 1964, **7**, 695–698.
- 24 C. Shen, A. Wang, J. Xu, Z. An, K. Y. Loh, P. Zhang and X. Liu, *Chem*, 2019, **5**, 1059.
- 25 J. Xu, L. Qiao, B. Ying, X. Zhu, C. Shen and P. Zhang, *Org. Chem. Front.*, 2017, **4**, 1116.
- 26 J. Xu, H. Yang, H. Cai, H. Bao, W. Li and P. Zhang, *Org. Lett.*, 2019, **21**, 4698–4702.
- 27 J. Xu, K. Du, J. Shen, C. Shen, K. Chai and P. Zhang, *ChemCatChem*, 2018, **10**, 3675.
- 28 X. S. Wang, M. M. Zhang, H. Jiang, Q. Li, D. Q. Shi and S. J. Tu, *Chem. Lett.*, 2007, **36**, 450–451.
- 29 D. Bhuyan, R. Sarma and D. Prajapati, *Tetrahedron Lett.*, 2012, **53**, 6460–6463.
- 30 M. M. Sarmah, S. Borthakur, D. Bhuyan and D. Prajapati, *RSC Adv.*, 2015, **5**, 68839.
- 31 S. Stolte, M. Matzke, J. Arning, A. Bösch, W. Pitner, U. Welz-Biermann, B. Jastorff and J. Ranke, *Green Chem.*, 2007, **9**, 1170–1179.
- 32 M. Matzke, S. Stolte, K. Thiele, T. Juffernholz, J. Arning, J. Ranke, U. Welz-Biermann and B. Jastorff, *Green Chem.*, 2007, **9**, 1198–1207.
- 33 E. Massolo, S. Palmieri, M. Benaglia, V. Capriati and F. M. Perna, *Green Chem.*, 2016, **18**, 792–797.
- 34 L. Cicco, N. Ríos-Lombardía, M. J. Rodríguez-Álvarez, F. Morís, F. M. Perna, V. Capriati, J. García-Álvarez and J. Gonzalez-Sabín, *Green Chem.*, 2018, **20**, 3468–3475.
- 35 F. M. Perna, P. Vitale and V. Capriati, *Current Opinion in Green and Sustainable Chemistry*, 2020, **21**, 27–33.
- 36 D. M. Patel and H. M. Patel, *ACS Sustainable Chem. Eng.*, 2019, **7**(22), 18667–18676.
- 37 A. Paiva, R. Craveiro, I. Aroso, M. Martins, R. L. Reis and A. R. C. Duarte, *ACS Sustainable Chem. Eng.*, 2014, **2**, 1063–1071.
- 38 D. M. Patel, R. M. Vala, M. G. Sharma, D. P. Rajani and H. M. Patel, *ChemistrySelect*, 2019, **4**, 1031–1041.
- 39 M. G. Sharma, D. P. Rajani and H. M. Patel, *R. Soc. Open Sci.*, 2017, **4**, 170006.
- 40 M. G. Sharma, R. M. Vala, D. M. Patel, I. Lagunes, M. X. Fernandes, J. M. Padron, V. Ramkumar, R. L. Gardas and H. M. Patel, *ChemistrySelect*, 2018, **3**, 12163–12168.
- 41 R. M. Vala, D. M. Patel, M. G. Sharma and H. M. Patel, *RSC Adv.*, 2019, **9**, 28886.
- 42 M. G. Sharma, J. Pandya, D. M. Patel, R. M. Vala, V. Ramkumar, R. Subramanian, V. K. Gupta, R. L. Gardas, A. Dhanasekaran and H. M. Patel, *Polycyclic Aromat. Compd.*, 2019, **39**, 1–11.
- 43 K. Nikoofar, H. Heidari and Y. Shahedi, *Cellulose*, 2018, **25**, 5697–5709.
- 44 P. T. Anastas and J. C. Warner, *Green Chemistry Theory and Practice*, Oxford University Press, Oxford, 1998.
- 45 R. A. Sheldon, The E factor: fifteen years on, *Green Chem.*, 2007, **9**, 1273.
- 46 *Green Chemistry Metrics: Measuring and Monitoring Sustainable Processes*, ed. A. Lapkin and D. Constable, Wiley-Blackwell, 2008.
- 47 R. A. Sheldon, *ACS Sustainable Chem. Eng.*, 2018, **6**, 32–48.
- 48 S. Abou-Shehadeh, P. Mampuy, B. U. W. Maes, J. Clark and H. L. Summerton, *Green Chem.*, 2017, **19**, 249–258.
- 49 J. J. Song, J. T. Reeves, D. R. Fandrick, Z. Tan, N. K. Yee and C. H. Senanayake, *Green Chem. Lett. Rev.*, 2008, **1**, 141.
- 50 B. M. Trost and C. J. Li, in *Handbook of Green Chemistry*, Wiley-VCH Verlag GmbH & Co. KGaA, Weinheim, 2012, p. 7.
- 51 C. R. McElroy, A. Constantinou, L. C. Jones, L. Summerton and J. H. Clark, *Green Chem.*, 2015, **17**, 3111–3121.

